



 **VITA** PENTHOUSE CENTRE HEIGHTS, Finchley Road, Hampstead, London, NW3 . | £6,998
PROPERTIES

- High specification interiors
- Roof terrace with stunning views
- Prime location close to amenities
- Seconds from Swiss Cottage & Finchley Road Underground
- Concierge services
- Offered Furnished or Unfurnished

"Vita Properties have been tremendously helpful throughout the process of securing/renting my flat. Informative about the property, prompt communication, easy to use dashboard for sharing of information, and pleasant to work with. Highly recommend!"

An impeccable collection of Stunning Penthouses' incredibly situated just a 30 second walk from Swiss Cottage tube station. Arranged over the 10th, 11th and 12th floors are three newly built apartments benefiting from three bedrooms, three bathrooms, bright and airy reception, open plan contemporary kitchen with state of the art integrated white goods, excellent storage throughout and a breath taking private roof terrace boasting unparalleled 360 degree views across London.

Further benefits include on site management, direct lift access, concierge, secure telephone entry system and bike storage.



Oliver Kent

✉ oliver.kent@vitaproperties.uk

☎ +4477 7274 0351




🏠 Flat
🔑 Available
to Let
🛏 x 3
🚿 x 1
🚲 x 3

SCAN FOR
A VIDEO
WALKTHROUGH



"I was very impressed with Vita and their network of buyers. When the sale of my flat fell through (twice) they worked extremely hard to find new buyers in a difficult market - thank you!"



"Working with Vita properties has been a smooth experience! No complaints at all. Our letting agent, Diana has been fantastic and very helpful throughout the whole process. I would highly recommend both Vita properties and Diana."



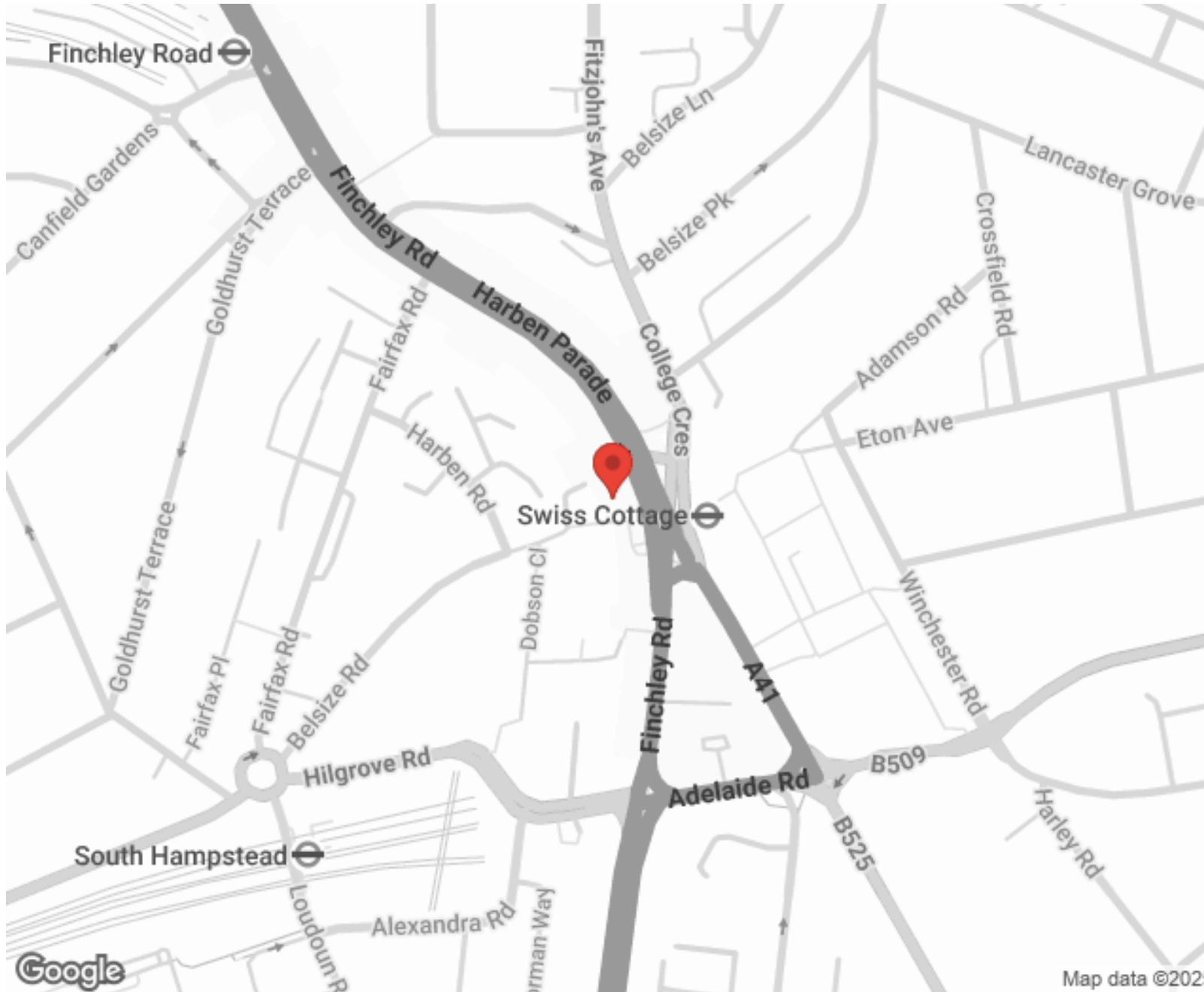
"I used Vita properties to find a flat recently and it was an overall professional, personalised and positive experience. Saira went the extra mile to accommodate to our needs and quick to help us whenever possible."



**MORE INFO, PICTURES,
CONTACT ON
OUR WEBSITE**



"Vita Properties is a very professional agency. My experience with them was incredible and the entire team was very helpful and kind throughout the renting process. I'd highly recommend!"



Energy Efficiency Rating		Current	Potential
Very energy efficient - lower running costs			
(92-100)	A		
(81-91)	B	89	89
(69-80)	C		
(55-68)	D		
(39-54)	E		
(21-38)	F		
(1-20)	G		
Not energy efficient - higher running costs			
England, Scotland & Wales		EU Directive 2002/91/EC	

SCAN FOR MORE
GOOGLE REVIEWS






Google



4.9 Stars | 132 Reviews

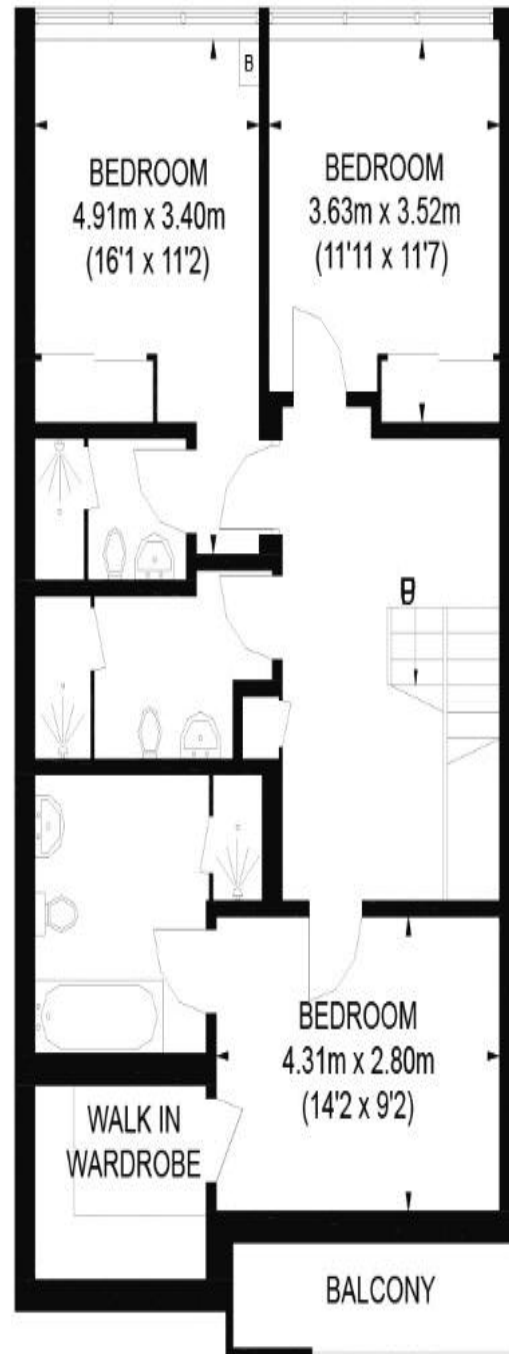
Find us on social media

-  vitaproperties
-  VitaProperties
-  VitaProperties

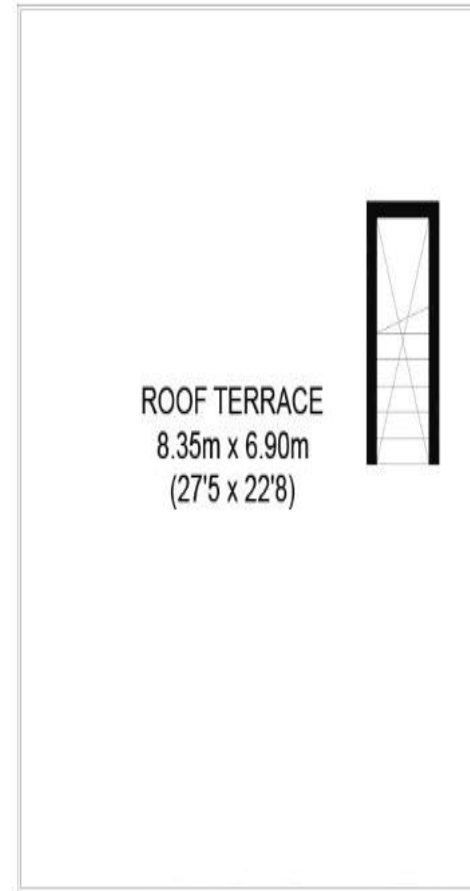
CENTRE HEIGHTS PENTHOUSE



TENTH FLOOR



ELEVENTH FLOOR



TWELFTH FLOOR

APPROXIMATE GROSS INTERNAL AREA
 TENTH FLOOR = 636 SQ. FT. (59.1 SQ. M.)
 ELEVENTH FLOOR = 864 SQ. FT. (80.3 SQ. M.)
 TWELFTH FLOOR = 20 SQ. FT. (1.9 SQ. M.)
 TOTAL = 1520 SQ. FT. (141.3 SQ. M.)

 = CEILING HEIGHT

This plan is for layout guidance only. Not drawn to scale unless stated. Windows and door openings are approximate. Whilst every care is taken in the preparation of this plan, please check all dimensions, shapes and compass bearings before making any decisions reliant upon them. Please be advised that Countrywide / our agents have not seen or reviewed any building regulations or planning permission in relation to works carried out to the property (ID596504)